

## 2021 Framework for teaching Year 4 Term 3 Week 4

You will not need access to a digital device to complete the following activities. You will need help from a parent/carer and the resource pack / attachments from your teacher.

	Monday	Tuesday	Wednesday	Thursday	Friday
<b>Morning</b>	<p><b>English</b></p> <p><b><u>Spelling</u></b> Choose words from the spelling list and complete Monday's grammar and punctuation activities attached at the end of this document.</p> <p>Have somebody at home test you on your words to spell out loud or record in your workbook.</p> <p><b><u>Reading:</u></b> Read the attached comprehension sheet titled 'The Hovering Hoverboard'</p>	<p><b>English</b></p> <p><b><u>Spelling</u></b> LCWC your spelling words and complete Tuesday's grammar and punctuation activities attached at the end of this document.</p> <p><b><u>Reading:</u></b> Read the attached comprehension sheet titled 'The Olympic Games' and answer the questions.</p>	<p><b>English</b></p> <p><b><u>Spelling</u></b> LCWC your spelling words and complete Wednesday's grammar and punctuation activities attached at the end of this document.</p> <p><b><u>Reading:</u></b> Log in to KidsNews and choose an article of interest to you. Read through then complete the comprehension questions.</p> <p><b><u>Handwriting:</u></b> Using a novel of your choice, copy 2 paragraphs in</p>	<p><b>English</b></p> <p><b><u>Spelling</u></b> LCWC your spelling words and complete Thursday's grammar and punctuation activities attached at the end of this document.</p> <p><b><u>Visual Literacy</u></b> Watch '<u>Behind the News</u>' at 10am on ABC Me. Choose your favourite story. Respond to the following prompts and write responses in your workbook: Summarise: key points</p>	<p><b>English</b></p> <p><b><u>Spelling</u></b> Look over your spelling words. Get an adult or sibling to give you your Friday spelling test.</p> <p><b><u>Reading:</u></b> Read the attached comprehension sheet titled 'What are bushfires?' and answer the accompanying questions.</p>

Are you feeling tired? Are you wishing there was another way to get around?  
There is another way!

The Hovering Hoverboard allows you to hover to wherever you need to go! You will hover along with nothing but air separating you and the ground.

**IT'S SO EXCITING!**  
Using your Hovering Hoverboard is easy! All you need is a friend or family member to help you on to the board and to turn it off for you.

**INTRODUCING THE HOVERING HOVERBOARD**

**STOP WALKING AND START HOVERING TODAY!**

**\$250!**

Don't forget your helmet, handgrips, protective gloves, goggles, safety harness pads and directional shoes. Warning: may irritate to cause your arms and legs to also slowly melt and disappear.

and answer the accompanying questions. You will be exploring the author's purpose in this text.

**Writing:** Research the insect 'Honey Bees' The below sites could be useful.

National Geographic Kids  
[www.natgeokids.com/au/discover/animals/honey-bees/#!/register](http://www.natgeokids.com/au/discover/animals/honey-bees/#!/register)

Amazing Bees  
<http://amazingbees.com.au/honeybee-facts.html>

Write down 5 or more interesting facts in your workbook or as a PowerPoint presentation

## THE OLYMPIC GAMES

**THE ANCIENT OLYMPICS**  
The first ancient Olympic Games took place in Greece nearly 2000 years ago in 776 BC. They were held in the village sanctuary of Olympia, a rich and fertile area. In 1896, the modern Olympic Games were created as part of a religious festival to honour the leader of the Greek gods, Zeus. He was the god of the sky and lived on Mount Olympus, the highest mountain in Greece.

**The Modern Olympics**  
In 1894, Pierre de Coubertin, a French educator and historian, believed that encouraging people to play sports would encourage peace between the world's countries. He launched the first modern Olympic Games in Athens, Greece, in 1896. Pierre also designed the Olympic rings. The five rings represent the five continents that originally participated in the Games: the modern Olympics is the largest sporting event in the world. It is held every four years.

**EVENTS AND REWARDS**  
At the start of the ancient Olympics, only men who spoke Greek were allowed to participate. They ran short, straight 200 metre foot races that were made enough for teams to run at once. This was to keep them fit for the intensity of war. Eventually, other individual events were added to the ancient Olympics. Team events were only introduced at the start of the modern Olympics. Team events were only introduced at the start of the modern Olympics. Team events were only introduced at the start of the modern Olympics.

**Participation of Women**  
During the ancient Olympics, women were not allowed to participate in the events, and married women were not allowed to attend the games. A woman called Phyllis, dedicated to the worship of Hera, was the first woman to participate in a range of sporting events.

**THE OLYMPIC TORCH**  
As part of a modern Olympic tradition, an Olympic torch is lit in Olympia, Greece. The flame is passed on from torch to torch until it reaches the location of the games. During the opening ceremony, the flame is passed to the stadium of the host city to symbolise the start of the Games and peace between the countries. The stadium stage alight for the duration of the games.

### Speaking and Listening:

Read your Public Speaking speech aloud. (If you haven't started it, write one now, it's free choice)

Self reflection: give yourself 1 mark for each category.

**Introduction** – this is your chance to grab the audience's attention.

**Body of speech** should include interesting facts; make your point, use humour if you can.

The **conclusion** usually has an obvious ending and does not end in thank you, or thank you for listening to

your best cursive writing.

**Writing** – Read and complete the Canine question worksheet.

Have you ever wondered what your dog's barks really mean?  
**WONDER NO MORE!**

**INTRODUCING THE INCREDIBLE CANINE COMMUNICATION COLLAR!**

Canine Communication Collar's ground-breaking bark-recognition technology will translate your dog's barks and howls into whatever language you choose!

Don't spend another day second-guessing your best friend's needs. Order your Canine Communication Collar today for the introductory price of

**\$99**

Have more than one dog? For a limited time only, order one collar and receive **50% OFF** your second purchase!

Clear communication with your canine is only a collar away!

of the news item Respond: explain to someone the main points. Explain the purpose of the article/news item. Compose: using the news article/item, investigate the meaning of words you don't know and demonstrate the meaning of each word in a sentence.

**Handwriting:** Write in your neatest cursive writing about the day you won something!

**Writing** – Write a detailed description of how to work/play/make something. Include diagrams and drawings. eg. 'How to make slime'

### WHAT ARE BUSHFIRES?

Bushfires are fires that usually start in areas of bushland or wilderness. They can quickly become out of control.

Lightning strikes, unattended campfires and dropped cigarettes can cause bushfires. Some bushfires are lit on purpose.

Once alight, bushfires can spread very quickly because sparks can be blown a great distance. In this way, the fires may jump over gaps in their path, such as rivers and roads.

All fires need some type of fuel to burn. Fuel for a bushfire comes from ANYTHING that burns. This includes grass, sticks, twigs, leaf litter and trees. Sheeds, trailers, homes and other buildings also become fuel for a bushfire.

Bushfires are very destructive. Not only do they burn bushland and structures, but they can cause enormous pain and suffering for animals and people.

While every continent (except Antarctica) has bushfires, Australia has experienced a number of disastrous bushfires over the years. In particular, the widespread fires during the summer of 2019-2020 resulted in catastrophic loss.

When bushfires are not too severe, they can have a positive effect on the environment. As old or diseased plants and trees are destroyed, they make way for new plants and trees to grow in their place.

When an area has been in drought, the amount of leaf litter and undergrowth increases. Traditionally, indigenous people understood their country's fire regimes, following a pattern of controlled burning in order to manage the land.

Bushfires, while dangerous and destructive, play an important role in maintaining sustainable ecosystems.

**Writing -** Interview your parent/sibling/friend about their life. Include interesting questions and facts. You can use the worksheet or think of your own questions!

Full name: \_\_\_\_\_

Favourite song: \_\_\_\_\_

Best movie they saw on the holidays: \_\_\_\_\_

Tidy or messy bedroom: \_\_\_\_\_

Favourite sport: \_\_\_\_\_

Best subject at school: \_\_\_\_\_

Favourite animal to draw: \_\_\_\_\_

Favourite place to explore: \_\_\_\_\_

Would never eat: \_\_\_\_\_

Likes or is afraid of sharks: \_\_\_\_\_

Most wanted superpower: \_\_\_\_\_

Last person they lied to: \_\_\_\_\_

Favourite icecream: \_\_\_\_\_

Most proud of their: \_\_\_\_\_





Looks up to and respects: \_\_\_\_\_

Likes or dislikes bugs: \_\_\_\_\_

Favourite meal: \_\_\_\_\_

Last thing they lost: \_\_\_\_\_

**Handwriting:** Write in your neatest cursive in your book or on the

	<p><b>Remember to:</b></p> <p>Plan your report before you start Write in sentences Pay attention to the words you choose, your spelling and punctuation, and paragraphs Check and edit your writing when you are finished.</p>	<p>my speech.</p> <p>Use palm cards (if needed) to help you to remember what you want to say.</p> <p>Eye contact.</p> <p>Vary your tone.</p> <p>Used gesture and facial expression to convey interest.</p> <p>Kept time between 2-3 minutes.</p>			<p>worksheet.</p> 												
<b>Break</b>	Break	Break	Break	Break	Break												
<b>Middle</b>	<p><b>Mathematics</b></p> <p><u>Number of the Day:</u> our number for today is 6392. In your workbook, complete the following questions about 6392:</p> <ol style="list-style-type: none"> <li>Write in words</li> <li>10 more and 100 more</li> <li>25 less</li> <li>Subtract 101</li> <li>Round to the nearest ten.</li> <li>Next odd number</li> <li>Complete the pattern (add 10): 6392, __, __, __</li> <li>List some factors</li> <li>Is it divisible by 5?</li> <li>Double it.</li> </ol>	<p><b>Mathematics</b></p> <p><u>Times tables:</u> 9 x Write out your 9 times tables. Write the inverse operation. E.g. <math>3 \times 9 = 27</math>; <math>27 \div 9 = 3</math></p> <p>Practise your time stables on the <a href="http://timestables.com">timestables.com</a> or play Hit the button – <a href="http://Topmarks.com">Topmarks.com</a></p> <p><b>Maths Task</b></p> <p><b>Lucas's Earnings</b></p> <p>This year, Lucas expects to make \$754 babysitting and \$383 doing yard work. What will his total earnings be?</p>  <p>What will his total earnings be?</p>	<p><b>Mathematics</b></p> <p><u>TIME</u></p> <p>Complete the telling time worksheet.</p>  <p>Solve the time problems using am and pm.</p> <ol style="list-style-type: none"> <li>On Saturday, we left the house at 11:00 am. It took us half an hour to get to the café. We had</li> </ol>	<p><b>Mathematics</b></p> <p><u>Times tables:</u></p> <p>Complete Crazy Boxes 9 x Multiplication Facts.</p> <p><b>Crazy Boxes - 9 x Multiplication Facts</b></p> <p>Multiply the horizontal numbers with the vertical numbers and fill in the grid with the colours you've chosen.</p> <p>Choose your colours:</p> <table border="0"> <tr> <td>9 =</td><td>18 =</td><td>27 =</td><td>36 =</td><td>45 =</td><td>54 =</td> </tr> <tr> <td>63 =</td><td>72 =</td><td>81 =</td><td>90 =</td><td>99 =</td><td>108 =</td> </tr> </table>  <p>Practise your timestables on the <a href="http://timestables.com">timestables.com</a> or play Hit the button – <a href="http://Topmarks.com">Topmarks.com</a></p>	9 =	18 =	27 =	36 =	45 =	54 =	63 =	72 =	81 =	90 =	99 =	108 =	<p><b>Mathematics</b></p> <p><u>Problem solving</u></p> <p>Australian Netball Challenge Cards</p> <p>7. A total of 550 fans stayed after the first game of the Championship between the Central Pulse and the Southern Steel. The next time they played, there were 731 fans who stayed after. How many more fans were there after the second game?</p> <p><u>Time Word Problems</u></p> <ol style="list-style-type: none"> <li>Would you rather have a lunch break for 1 hour and 10 minutes or 80 minutes long? Explain your answer.</li> <li>Congratulations you have won a ticket to the State of Origin at the Sydney Football Stadium! Complete the attached</li> </ol>
9 =	18 =	27 =	36 =	45 =	54 =												
63 =	72 =	81 =	90 =	99 =	108 =												

**Maths Task**  
**Money**

Round these amounts to the nearest dollar.


- a) \$1.82 =
- b) \$3.75 =
- c) \$5.19 =
- d) \$6.42 =
- e) \$8.05 =
- f) \$9.25 =
- g) \$1.70 =
- h) \$4.99 =

Use the items below to calculate the following purchases.

- Bike \$795**
- Camera \$275**
- Guitar \$412**
- Tent \$385**

- a) What is the total cost for a tent and a camera?
- b) What is the total cost for two bikes?
- c) What is the total cost for a guitar and a tent?
- d) What is the total cost for a bike and a camera?
- e) Max handed over \$400 to purchase a tent. How much change did he receive?

**Complete the following problems.**



- 1. What is the cost of a carton of milk and a chocolate?
- 2. How much would be paid when the total is rounded?
- 3. What would be the change if these are paid for with three \$2 coins?
- 4. What change would you receive from \$10 if you bought: d bread and milk?
- 5. Fizz and milk?
- 6. Fizz and chocolate?
- 7. Two loaves of bread?
- 8. Two cartons of milk?
- 9. Fizz, chocolate and bread?
- 10. Fizz, milk and bread?
- 11. Chocolate, milk and bread?

to wait 10 minutes to be seated. It took 15 minutes to order, 30 minutes to eat our food, and then we left 15 minutes after.

What time did we leave the café?

Australian Netball Challenge Cards

7. A total of 6977 fans attended the grand final of the Championships. If 4582 supported the NSW Swifts, how many Queensland Firebirds Supporters were there?

Australian Netball Challenge Cards

8. How many more goals need to be scored to reach a season goal of 756 if the West Coast Fever have only scored 599?

**Number of the Day:** our number for today is 2450. In your workbook, draw and write everything you know about 2450 (you can use as many operations as possible).

- Complete the following questions about 2450:
- 1. Write in words
  - 2. 45 more
  - 3. 20 less
  - 4. Subtract 70

**Maths Task**

1.) I purchased a gaming console for \$499. I also purchased two used games, which cost \$39.75 each, a brand new game for \$69.59 and an extra controller for \$88.79.

Rounding to the next 5 cents, how much did I spend?

2.) 8 friends bought 3 milkshakes each. Each milkshake cost \$5.50.

How much was the total bill? .

How much did each person spend?

Write the answers showing your working out for the following problems.

Australian Netball Challenge Cards

10. Two NSW Swift players need to get on a plane to travel to NZ for their next netball match. Kimberlee Green buys a plane ticket for \$319 return. Her teammate Laura Langman buys a first class plane ticket for \$865 return. What is the difference in ticket prices?

**worksheet!**

**State of Origin Timetable Problem**

I can make a timetable of activities for attending an event. (ACHMG039)

You are going to create a timetable to go and see a State of Origin game. In your timetable, will need to include:

- what time you need to leave home;
- how long it will take you to travel to the game and what type of transport you will take (you can use time estimates here);
- the time you arrive at the game;
- length of the game;
- the time you leave the game;
- the time you arrive back home.

**Important Information:**  
The game is broken into two halves, with each half lasting 40 minutes. The teams have a ten minute break at half time.  
The game starts at 8pm and the gates open at 5:30pm.



**My State of Origin Timetable**

Activity	Start Time	End Time	Time Spent on Activity (in minutes)	Time Spent on Activity (in hours & minutes)

**Play this time game alone or with a partner :)**

**Time Banquets**

	<p>f) Kate handed over \$300 to purchase a camera. How much change did she receive?</p> <p>g) Justin handed over \$1000 to purchase a bike. How much change did he receive?</p>	<p>12. Chocolate and bread?</p> <p>13. All four items?</p>	<p>5. Round to the nearest hundred</p>	<p>*  <div style="border: 1px solid green; padding: 5px; margin-bottom: 5px;"> <p style="font-size: small;">Australian Netball Challenge Cards <span style="float: right;">★★</span></p> <p>9. A total of 6798 fans watched the first game of the Championship between the Adelaide Thunderbirds and the Queensland Firebirds. The next time they played, there were 4919 fans watching. What was the difference in fans?</p> </div> <p>*  <div style="display: flex; justify-content: space-between;"> <div style="width: 48%;"> <p style="font-size: x-small;">Time Word Problems</p> <p>17. Morgan played softball for an hour and 5 minutes. She played basketball for 40 minutes. If she began playing at 3:00 p.m. When did she finish?</p> </div> <div style="width: 48%;"> <p style="font-size: x-small;">Time Word Problems</p> <p>18. Mindy watched TV for 32 minutes. If she started watching TV at 7:08 a.m. when did she stop?</p> </div> </div> <div style="display: flex; justify-content: space-between; margin-top: 5px;"> <div style="width: 48%;"> <p style="font-size: x-small;">Time Word Problems</p> <p>19. Mallory took 2 hours and 46 minutes to finish her chores. If she began at 4:51 p.m. When did she finish?</p> </div> <div style="width: 48%;"> <p style="font-size: x-small;">Time Word Problems</p> <p>20. Trey began practicing football at 3:30 p.m. He finished at 6:45 p.m. How long did he practice?</p> </div> </div> </p> </p>																																																					
<b>Break</b>	<b>Break</b>	<b>Break</b>	<b>Break</b>	<b>Break</b>	<b>Break</b>																																																				
<b>Afternoon</b>	<p><b><u>PDHPE – Olympics</u></b></p> <p>Make a fun obstacle course within your home or in your backyard (ask mum and dad first!)</p> <p>Try and include the following Olympic skills</p> <p>High jump, Handball Backstroke Equestrian Sprint run</p> <p>Record the time you complete the course x 3</p> <p>Did you get faster, stronger and more</p>	<p><b><u>Science &amp; Technology</u></b></p> <p><b><u>Earth and Space: SUN</u></b></p> <p>How is the sun different to the planets?</p> <p>What is the sun's role in our solar system?</p> <p>What gives the sun its colour?</p> <p>What is important about the sun's position in relation to earth?</p> <p>Draw and label the layers of the sun in your workbook.</p> <p>Write a short paragraph</p>	<p><b><u>History: The First Fleet</u></b></p> <p>Watch and listen to the 13th May 1787: The First Fleet Departs for Australia video on YouTube.</p> <p><a href="#">13th May 1787: The First Fleet departs for Australia - YouTube</a></p> <p>At the end of the video, answer the following questions in your book.</p> <p>How many ships made up the First Fleet?</p> <p>Who travelled with the First Fleet?</p>	<p><b><u>CAPA</u></b></p> <p><b><u>Drama</u></b></p> <p>Using the ideas attached below ( you could cut these into strips and pull out of a bag), act out each scenario in front of your family. Can they guess what you are acting out ?</p> <table border="1" style="font-size: x-small; width: 100%;"> <tr><td>milking a cow</td><td>going to harvest</td></tr> <tr><td>cleaning a sign</td><td>steering a car off trackway</td></tr> <tr><td>throwing the trash</td><td>getting on a wash</td></tr> <tr><td>scoring a goal</td><td>winning an Olympic medal</td></tr> <tr><td>playing hurling</td><td>dining with sharks</td></tr> <tr><td>switching the switches</td><td>making a alarm</td></tr> <tr><td>landing an airplane</td><td>going to miss</td></tr> <tr><td>making a sandwich</td><td>blow drying your hair</td></tr> <tr><td>making the bed</td><td>changing a nappy</td></tr> <tr><td>making a cup of tea</td><td>landing a helicopter</td></tr> <tr><td>wrapping a present</td><td>leading the dishwasher</td></tr> <tr><td>putting a plaster on</td><td>walking the dog</td></tr> <tr><td>visiting the dentist</td><td>writing down your homework</td></tr> <tr><td>catching the bus</td><td>entering a picture</td></tr> <tr><td>fitting a tyre</td><td>putting on your goggles</td></tr> <tr><td>knitting a jumper</td><td>brushing your teeth</td></tr> <tr><td>going to the cinema</td><td>climbing over a high wall</td></tr> <tr><td>washing the dishes</td><td>chasing a sheep</td></tr> <tr><td>fixing a bike</td><td>collecting blackberries</td></tr> <tr><td>catching a butterfly</td><td>dealing a deck of cards</td></tr> <tr><td>plugging musical staves</td><td>plugging snop</td></tr> <tr><td>knocking a newsgazer</td><td>opening a birthday card</td></tr> <tr><td>using a rotary wheel</td><td>diving in a shoe</td></tr> <tr><td>pecking a suitcase</td><td>aligning the drums in a band</td></tr> <tr><td>playing basketball</td><td>grooming a dog</td></tr> <tr><td>rolling a tire</td><td>making a pancake</td></tr> </table>	milking a cow	going to harvest	cleaning a sign	steering a car off trackway	throwing the trash	getting on a wash	scoring a goal	winning an Olympic medal	playing hurling	dining with sharks	switching the switches	making a alarm	landing an airplane	going to miss	making a sandwich	blow drying your hair	making the bed	changing a nappy	making a cup of tea	landing a helicopter	wrapping a present	leading the dishwasher	putting a plaster on	walking the dog	visiting the dentist	writing down your homework	catching the bus	entering a picture	fitting a tyre	putting on your goggles	knitting a jumper	brushing your teeth	going to the cinema	climbing over a high wall	washing the dishes	chasing a sheep	fixing a bike	collecting blackberries	catching a butterfly	dealing a deck of cards	plugging musical staves	plugging snop	knocking a newsgazer	opening a birthday card	using a rotary wheel	diving in a shoe	pecking a suitcase	aligning the drums in a band	playing basketball	grooming a dog	rolling a tire	making a pancake	<p><b><u>PDHPE</u></b></p> <p><b><u>Mindfulness</u></b></p> <p>Nature has all kinds of shapes and sizes. We can notice that our bodies can be all kinds of shapes and sizes too. Let's notice our bodies move and change from being stiff and tight to soft and loose with a 'mindful Nature' version of 'Simon Says'.</p> <p>Be a heavy, hard, big rock ... .. and notice what shape your body</p>
milking a cow	going to harvest																																																								
cleaning a sign	steering a car off trackway																																																								
throwing the trash	getting on a wash																																																								
scoring a goal	winning an Olympic medal																																																								
playing hurling	dining with sharks																																																								
switching the switches	making a alarm																																																								
landing an airplane	going to miss																																																								
making a sandwich	blow drying your hair																																																								
making the bed	changing a nappy																																																								
making a cup of tea	landing a helicopter																																																								
wrapping a present	leading the dishwasher																																																								
putting a plaster on	walking the dog																																																								
visiting the dentist	writing down your homework																																																								
catching the bus	entering a picture																																																								
fitting a tyre	putting on your goggles																																																								
knitting a jumper	brushing your teeth																																																								
going to the cinema	climbing over a high wall																																																								
washing the dishes	chasing a sheep																																																								
fixing a bike	collecting blackberries																																																								
catching a butterfly	dealing a deck of cards																																																								
plugging musical staves	plugging snop																																																								
knocking a newsgazer	opening a birthday card																																																								
using a rotary wheel	diving in a shoe																																																								
pecking a suitcase	aligning the drums in a band																																																								
playing basketball	grooming a dog																																																								
rolling a tire	making a pancake																																																								

skilful?  
Draw your Olympic  
Obstacle course in your  
workbook. Don't forget  
to label each skill.

Encourage a member of  
your family to have a  
turn!

how the sun provides  
warmth and light.



Following the shadow:  
Crash course for kids  
<https://www.youtube.com/watch?v=1SN1BOpLZAs>


Why did the First Fleet  
travel to Australia?

What does the term  
'transportation' mean?

Give some reasons why  
Australia was chosen as  
a place to transport  
convicts.


Research one of the  
eleven ships of the First  
Fleet.

Use the worksheets  
from the Ships of the  
First Fleet to record  
information about your  
researched ship.




### Craft -Stress Balls

Follow the instructions  
attached below and  
make your own stress  
balls!



### Drawing

Drawing exercises help  
develop skills in size  
and proportion.  
Complete the drawing  
sheet attached below.



wants to be ... .. then  
be a slippery,  
creeping, wobbly  
Octopus ... and notice  
how your body feels  
and moves

Be a massive, still,  
majestic mountain ...  
... and notice what  
shape your body  
wants to be ... .. then  
be a light, soft, flitting  
feather ... and notice  
how your body feels  
and moves ...

Be a tall, old, straight  
tree ... and notice  
what shape your body  
wants to be ... .. and  
then be a misty, airy,  
floaty cloud ... and  
notice how your body  
feels and moves ... ..

Be a still, shimmery,  
beautiful blue lake ...  
and notice what shape  
your body wants to be  
... .. And then be an  
elephant ... and notice  
how your body feels  
and moves ...

Be a green, shiny,

					<p>pointy leaf, hanging on a tree, swaying in the breeze ... and notice what shape your body wants to be ...</p> <p>Be a light, lively, colourful butterfly ... ... and notice how your body feels and moves ... ..and let your 'butterfly body' find a place to land and rest ... ..</p> <p>And feel your body return to being you... ... quiet and still ... what shape would your body like to be now?</p> <p>Take a breath ... and a moment ... to notice how your body feels now. Enjoy your weekend!</p>
--	--	--	--	--	--

### Year 4 Week 4 Spelling words

Choose between 15-20 words from the lists below. Copy them into a column so you can do, 'Look, Cover, Write, Check' every day. Make sure you challenge yourself!

Rule of the week: To add a consonant ending to a word ending in e, add the ending.  
E.g. –hope / hopeful, base/ basement

<b>Base List</b>	<b>Harder Words</b>	<b>Extension</b>
drizzle muzzle puzzle busy present music noise  having town forest green  hopeful hopefully useless basement  graph telegraph	puzzled snazziest merchandise blouse realise  excitable religion tradition hesitate awkward synonym  grateful gratefully careless pavement  paragraph	drizzling muzzled razzamatazz version merchandise organise emphasise synchronise  lasagne memento nostalgic obtuse ornament synonym  peaceful peacefully priceless management  autograph



Name: \_\_\_\_\_

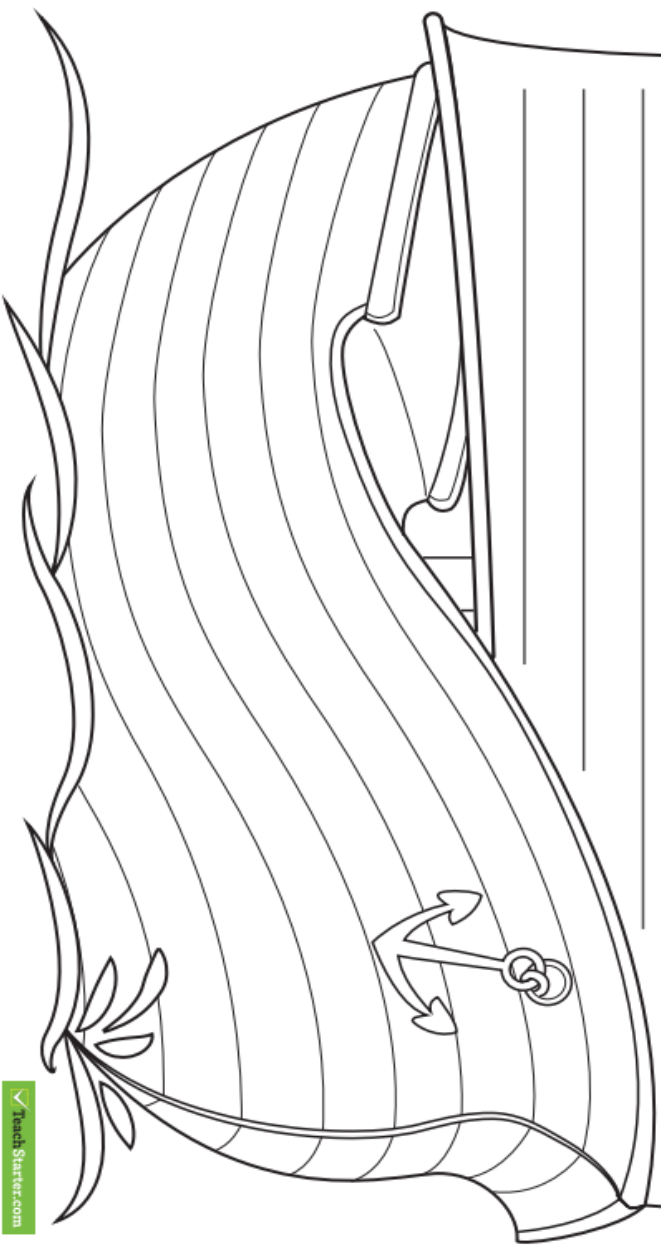
Date: \_\_\_\_\_

# SHIPS OF THE FIRST FLEET

Research one of the eleven ships from the First Fleet.  
Present your information on the ship below.



A large rectangular area with horizontal lines, intended for students to write their research notes.



## 4:06 Analog and digital time



5 to 8 is the same as 55 past 7.



(Time)



It's ten to nine.



That's also 50 mins past 8.



60 minutes = 1 hour

These analog and digital clocks show the same time.

1 Write the times under the analog clock. Show the same time on the digital clock.

<p><b>a</b></p>	<p><b>b</b></p>	<p><b>c</b></p>	<p><b>d</b></p>
<p>to <input type="text"/></p> <p>past <input type="text"/></p>	<p>to <input type="text"/></p> <p>past <input type="text"/></p>	<p>to <input type="text"/></p> <p>past <input type="text"/></p>	<p>to <input type="text"/></p> <p>past <input type="text"/></p>
<p><b>e</b></p>	<p><b>f</b></p>	<p><b>g</b></p>	<p><b>h</b></p>
<p>to <input type="text"/></p> <p>past <input type="text"/></p>	<p>to <input type="text"/></p> <p>past <input type="text"/></p>	<p>to <input type="text"/></p> <p>past <input type="text"/></p>	<p>to <input type="text"/></p> <p>past <input type="text"/></p>

- 2 How many hours in:
- |                  |                            |                               |                            |
|------------------|----------------------------|-------------------------------|----------------------------|
| <b>a</b> a day?  | <input type="text"/> hours | <b>b</b> 2 days?              | <input type="text"/> hours |
| <b>c</b> 3 days? | <input type="text"/> hours | <b>d</b> $\frac{1}{2}$ a day? | <input type="text"/> hours |

- 3 How many hours from:
- |  |                            |
|--|----------------------------|
| <b>a</b> 8 o'clock at night to 8 o'clock in the morning? | <input type="text"/> hours |
| <b>b</b> 8 o'clock at night to 8 o'clock the next night? | <input type="text"/> hours |



How many times does the hour hand move around the clock in one day?

# LFH: Grammar & Punctuation Term 3 Week 4


**RULE**  
add consonant endings to words ending in e

## 1. MONDAY: Sentences

1. puzzled: \_\_\_\_\_  
\_\_\_\_\_
2. blouse: \_\_\_\_\_  
\_\_\_\_\_
3. lasagne: \_\_\_\_\_  
\_\_\_\_\_
4. useless: \_\_\_\_\_  
\_\_\_\_\_
5. music: \_\_\_\_\_  
\_\_\_\_\_
6. version: \_\_\_\_\_  
\_\_\_\_\_

## 2. TUESDAY: Working With Words

Read instructions here 

<p>a) Base word. What is the meaning part of the word. Eg: <b>visitor</b>—the base word is visit.</p>	<p>puzzled _____ useless _____ peaceful _____ agreement _____ excitable _____ having _____</p> <p>Prefix examples— im, mis, pre, re, re</p> <p>1. ___well 2. ___behave 3. ___school 4. ___patient 5. ___wind</p>
<p>b) Prefixes— what prefix can go in front of these words ?</p>	<p>1 syllable words _____ 2 syllable words _____ 3 syllable words _____ 4 syllable words _____</p>
<p>c) Find words from your list and identify how many syllables. Clap your </p>	<p>The word <b>sm<sup>g</sup>ath</b> has <b>oo</b> in it. Write 5 more words with <b>oo</b> in them.</p> <p>1. _____ 2. _____ 3. _____ 4. _____ 5. _____</p>
<p>d) Family words—write more words with the same sound.</p>	<p><b>HIGHLIGHT</b> the nouns in this sentence. There are 4. I went to the shed to look for my scooter. It wasn't there so I played with my ball with my dog.</p>
<p>e) Grammar focus—<b>noun</b> a naming word for a person, place, animal or thing.</p>	<p>1. ring _____ 2. ring _____</p>
<p>f) Homonyms. Having the same spelling or pronunciation but <b>different</b> meanings.</p>	

3. WEDNESDAY - - Thesaurus work. Use a thesaurus to find a new word for the underlined ones.



Replace the underlined word with a powerful, attention-grabbing word from the thesaurus. Make sure the word fits the sentence.

belowed

Example: "Let's go!" shouted Coach Beefy.

- 1 It is a nice day.
- 2 We had a delicious meal.
- 3 That is a big building.
- 4 Mrs. Jovial is always so happy.
- 5 The stage lights are bright.
- 6 Bozo was angry when he fell in the mud.
- 7 Eating breakfast makes me feel strong.
- 8 Wow, that was a nice try!

Rue of the Week: Adding consonant endings—ful , fully, less and ment .

Eg: hope + ful = hopeful , hope + fully = hopefully, use + less = useless, base + ment = basement

Try these:

wonder \_\_\_\_\_ home \_\_\_\_\_ fear \_\_\_\_\_ pave \_\_\_\_\_

**Punctuation—rewrite the sentence with the correct punctuation on the line underneath.**

What are you watching asked michael ninja warrior said kaveh

\*

4. THURSDAY - Dictionary meanings.

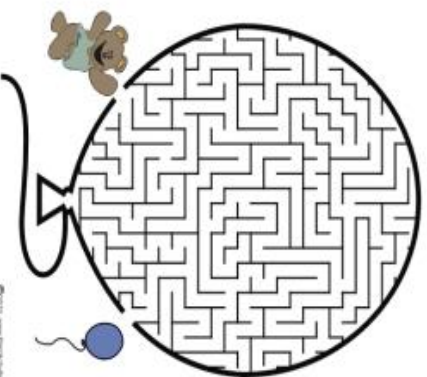
1. puzzle \_\_\_\_\_

2. awkward \_\_\_\_\_

3. memento \_\_\_\_\_

4. graph \_\_\_\_\_

5. Brain Break!



Are you feeling tired? Are you wishing there was another way to get around?

*There is another way!*

The Hovering Hoverboard allows you to hover to wherever you need to go! You will hover along with nothing but air separating you and the ground.

***IT'S SO EXCITING!***

Using your Hovering Hoverboard is easy! All you need is a friend or family member to help you on to the board and to turn it on for you.



**INTRODUCING**  
**THE HOVERING HOVERBOARD**  
**STOP WALKING AND START HOVERING TODAY**  
**FOR ONLY \$250!**

Don't forget your helmet, mouthguard, protective eyewear, gloves, elbow pads, knee pads and closed-in shoes. Wearing long clothing to cover your arms and legs is also strongly recommended.

We do not take responsibilities for any injuries caused by the Hovering Hoverboard. No training on how to use this product is offered. Fictional product only.

Name: \_\_\_\_\_ Date: \_\_\_\_\_

## The Hovering Hoverboard

1. List three things from the advertisement that lead you to believe that the Hovering Hoverboard is unsafe.

1. \_\_\_\_\_

2. \_\_\_\_\_

3. \_\_\_\_\_

2. Why do you think the advertisement suggests safety equipment, but the picture does not show the rider wearing any?

\_\_\_\_\_

\_\_\_\_\_

\_\_\_\_\_

3. Does the Hovering Hoverboard sound like an easy product to use? Give reasons for your answer.

\_\_\_\_\_

\_\_\_\_\_

\_\_\_\_\_

4. If you and a friend were both wanting to go somewhere on your Hovering Hoverboards, could you do that together? Give reasons for your answer.

\_\_\_\_\_

\_\_\_\_\_

\_\_\_\_\_

5. Would you like to get a Hovering Hoverboard? Give reasons for your answer.

\_\_\_\_\_

\_\_\_\_\_

\_\_\_\_\_



COMPREHENSION



**Full name:** .....

**Favourite song:** .....

**Best movie they saw on the holidays:** .....

**Tidy or messy bedroom:** .....

**Favourite sport:** .....

**Best subject at school:** .....

**Favourite animal to draw:** .....

**Favourite place to explore:** .....

**Would never eat:** .....

**Likes or is afraid of sharks:** .....

**Most wanted superpower:** .....

**Last person they lied to:** .....

**Favourite icecream:** .....

**Most proud of their:** .....

**Looks up to and respects:** .....

**Likes or dislikes bugs:** .....

**Favourite meal:** .....

**Last thing they lost:** .....

*Weekly Spelling*

<i>Words</i>	<i>Monday</i>	<i>Tuesday</i>	<i>Wednesday</i>	<i>Thursday</i>



Have you ever wondered what your dog's barks really mean?  
**WONDER NO MORE!**

INTRODUCING THE INCREDIBLE

# CANINE COMMUNICATION COLLAR!

Canine Communication Collar's  
ground-breaking  
bark-recognition technology will  
translate your dog's woofs,  
barks and bow-wows into  
whatever language you choose!

.....

Don't spend another day  
second-guessing your best  
friend's needs. Order your Canine  
Communication Collar today for  
the introductory price of

**\$99**



Have more than one dog?  
For a limited time only, order  
one collar and receive

**50% OFF**

your second purchase!

 teachstarter

\*Fictional product only.

Clear communication with your canine is only a collar away!

Name: \_\_\_\_\_

Date: \_\_\_\_\_

## Canine Communication Collar

1. Who is the target audience for this advertisement?

---

---

---

2. What does Canine Communication Collar's ground-breaking bark-recognition technology do?

---

---

---

3. *Don't spend another day second-guessing your best friend's needs.* Why do you think the words 'best friend' have been used in this statement?

---

---

---

4. *For a limited time only, order one collar and receive 50% off your second purchase!* Why do you think this special offer is included in the advertisement?

---

---

---

5. If you had a dog, would you buy a Canine Communication Collar? Give reasons for your answer.

---

---

---

---

---



COMPREHENSION

# THE OLYMPIC GAMES

## THE ANCIENT OLYMPICS

The first ancient Olympic Games took place in Greece nearly three thousand years ago in 776 BC. They were held in the religious sanctuary of Olympia, a rich land surrounded by olive trees.

Initially, the ancient Olympics were organised as part of a religious festival to honour the leader of the Greek gods, Zeus. He was the god of the sky and lived on Mount Olympus, the highest mountain in Greece.

In 392 AD, the Olympic Games were suspended until 1500 years later.

## The Modern Olympics

In 1896, Pierre de Coubertin, a French educator and historian, believed that coming together to play sports would encourage peace among the world's countries. He launched the first modern Olympic Games in Athens, Greece, in 1896.

Pierre also designed the Olympic rings. The five rings represent the five continents that originally participated in the Games.

The modern Olympics is the largest sporting event in the world. It is held every four years.



## EVENTS AND REWARDS

At the start of the ancient Olympics, only men who spoke Greek were allowed to participate. They ran short, straight 200 metre foot races that were wide enough for twenty men to run at once. This was to keep them fit for the intensity of war. Eventually, other individual events were added to the ancient Olympics. Team events were only introduced at the start of the modern Olympics.

During the ancient Olympics, there was only ever one winner who received a wreath of olives as a prize and a statue built in his honour. The olive leaves were taken from the sacred Olympia olive trees near the temple of the Greek god, Zeus.

Today, athletes are rewarded with a gold, silver or bronze medal for achieving a first, second or third place when competing in one of the sporting events.

## THE OLYMPIC TORCH

As part of a modern Olympic tradition, an Olympic torch is lit in Olympia. The flame is then passed on from torch to torch until it reaches the location of the games.

During the opening ceremony, the flame from the torch is used to light a cauldron at the stadium of the host city to symbolise the start of the Games and peace between countries. The cauldron stays alight for the duration of the games.

## Participation of Women

During the ancient Olympics, women were not allowed to participate in the events and married women were not allowed to attend the Games. A separate event was created for women called Heraia, dedicated to the wife of Zeus.

Women are able to attend the modern Olympics and participate in a range of sporting events.

Name \_\_\_\_\_

Date \_\_\_\_\_

## The Olympic Games

1. Why were the ancient Olympics initially organised?

---

---

---

---

2. How and when did the modern Olympics begin?

---

---

---

---

3. Why were athletes originally given olive wreaths as a reward?

---

---

---

---

4. Why do you think women were not allowed to participate in the ancient Olympics?

---

---

---

---

5. Why is a flame lit at the modern Olympics? Where does the flame come from?

---

---

---

---



COMPREHENSION



# WHAT ARE BUSHFIRES?

Bushfires are fires that usually start in areas of bushland or wilderness. They can quickly become out of control.

Lightning strikes, unattended campfires and dropped cigarettes can cause bushfires. Some bushfires are lit on purpose.

Once alight, bushfires can spread very quickly because sparks can be blown a great distance. In this way, the fires may jump over gaps in their path, such as rivers and roads.

All fires need some type of fuel to burn. Fuel for a bushfire comes from **ANYTHING** that burns. This includes grass, sticks, twigs, leaf litter and trees. Sheds, stables, homes and other buildings also become fuel for a bushfire.

Bushfires are very destructive. Not only do they burn bushland and structures, but they can cause enormous pain and suffering for animals and people.

While every continent (except Antarctica) has bushfires, Australia has experienced a number of disastrous bushfires over the years. In particular, the widespread fires during the summer of 2019–2020 resulted in catastrophic loss.

When bushfires are not too severe, they can have a positive effect on the environment. As old or diseased plants and trees are destroyed, they make way for new plants and trees to grow in their place.

When an area has been in drought, the amount of leaf litter and undergrowth increases. Traditionally, indigenous people understood their country's fire regimes, following a pattern of controlled burning in order to manage the land.

Bushfires, while dangerous and destructive, play an important role in maintaining sustainable ecosystems.



Name: \_\_\_\_\_ Date: \_\_\_\_\_

## Comprehension Questions

1. What is a bushfire?  
\_\_\_\_\_  
\_\_\_\_\_
2. What can cause a bushfire?  
\_\_\_\_\_  
\_\_\_\_\_
3. List some materials that are considered 'fuel' for a bushfire.  
\_\_\_\_\_  
\_\_\_\_\_  
\_\_\_\_\_
4. What problems might a bushfire cause for animals and humans (apart from being injured)?  
\_\_\_\_\_  
\_\_\_\_\_  
\_\_\_\_\_  
\_\_\_\_\_
5. Why does leaf litter increase in a drought?  
\_\_\_\_\_  
\_\_\_\_\_  
\_\_\_\_\_
6. Research the meaning of 'controlled burning':  
\_\_\_\_\_  
\_\_\_\_\_  
\_\_\_\_\_



COMPREHENSION



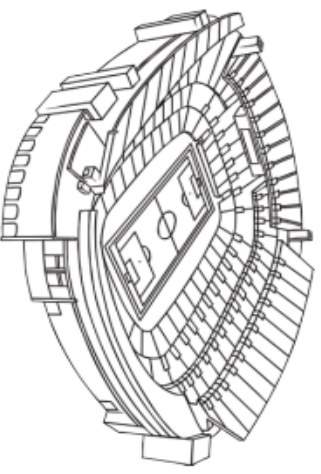
# State of Origin Timetable Problem

I can make a timetable of activities for attending an event. (ACMMG139)

**You are going to create a timetable to go and see a State of Origin game.**

In your timetable, will need to include:

- what time you need to leave home;
- how long it will take you to travel to the game and what type of transport you will take (you can use time estimates here);
- the time you arrive at the game;
- length of the game;
- the time you leave the game;
- the time you arrive back home.



**Important Information:**

The game is broken into two halves, with each half lasting 40 minutes. The teams have a ten minute break at half time.

The game starts at 8pm and the gates open at 5:30pm.

**My State of Origin Timetable**

Activity	Start Time	End Time	Time Spent on Activity (in minutes)	Time Spent on Activity (in hours & minutes)

# Time Bandits

**Start**

How many minutes are there in 180 seconds?

How many months are there in 2 years?

How many days are there in 48 hours?

Miss a turn.

How many days are there in 3 weeks?

How many minutes are there in 4 hours?

Cover any answer with one of your counters.

How many hours are there in 120 minutes?

Cover any answer with one of your counters.

How many weeks are there in 14 days?

How many hours are there in 10 days?

Miss a turn.

How many seconds are there in 7 minutes?

How many years are there in 60 months?

Move forward 2 spaces.

How many minutes are there in 600 seconds?

How many weeks are there in 49 days?

How many hours are there in 7 days?

How many seconds are there in 20 minutes?

Roll the dice again.

How many days are there in 6 weeks?

How many minutes are there in 8 hours?

Move back 3 spaces.

How many months in  $1\frac{1}{2}$  years?

How many seconds are there in 5 minutes?

Roll again.

How many years are there in 48 months?

How many weeks are there in 56 days?

Move forward 2 spaces.

## How to Play

1. You will need dice, playing counters to move around the board and counters to cover the answers.
2. Roll the dice and move the correct number of spaces.
3. Answer the question on the square you land on or follow the instructions. Find the answer to the question on one of the circles.
4. Cover the answer with a counter.
5. If the answer has already been covered, miss a turn.
6. The winner is the player who covers the most answers.



8

4

2

2

5

3

1200

10

7

24

42

2

240

168

18

300

420

21

480


240



twinkl

visit [twinkl.com.au](https://www.twinkl.com.au)





## Double letters

When you write **double letters** make sure that both letters have the **same shape, size and slope**. This will make your writing appear consistent and neat.



~~ee~~ → ee  
~~oo~~ → oo  
~~nn~~ → nn

Tricky joins:

ff tt zz

Note: The double letters **bb**, **pp**, **gg** and **ss** **DO NOT** join together.

Trace and repeat these double letters.

cc dd ee ff ll  
mm nn oo rr tt  
zz bb pp gg ss

Trace and copy these words containing double letters.

Northern Territory, Queensland,

travelled, accommodation, passes,

skiing, tobogganing, blizzard,

swimming, running, mapping, sightseeing



Rewrite the following passage in *Foundation cursive*. Concentrate on keeping the **spacing** of your letters and words and the overall **slope** of your letters consistent.

## THE CANE TOAD

Cane toads from Queensland entered the Northern Territory in 1980. Since then, they have been quickly approaching Kakadu National Park.

Because this hardy, toxic cane toad is a prolific breeder and has a ravenous appetite, it is feared its presence will threaten the delicate balance of native wildlife within the park.



Handwriting practice lines for the passage 'THE CANE TOAD'.

Teacher's comment:

milking a cow	giving a haircut
changing a tyre	ironing a pair of trousers
mowing the lawn	putting on a wash
scoring a goal	winning an Olympic medal
playing hurling	diving with sharks
washing the windows	making a pizza
landing an airplane	going to mass
making a sandwich	blow drying your hair
making the bed	changing a nappy
making a cup of tea	landing a helicopter
wrapping a present	loading the dishwasher
putting a plaster on	walking the dog
visiting the dentist	writing down your homework
catching the bus	painting a picture
playing tennis	putting on your pyjamas
knitting a jumper	brushing your teeth
going to the cinema	climbing over a high wall
washing the dishes	shearing a sheep
flying a kite	collecting blackberries
catching a butterfly	dealing a deck of cards
playing musical statues	playing snap
buying a newspaper	opening a birthday card
using a pottery wheel	dancing in a show
packing a suitcase	playing the drums in a band
playing hopscotch	grooming a dog
riding a bike	making a pancake



Craft Instructions

# Mini Stress Toy

## Supplies

- Balloons
- Flour
- Funnel or bottle and scissors
- Spoon



**1** First, you need to stretch your balloon! Blow some air into your balloon and then let the air out.



**2** If you own a funnel, skip to the next step. If you don't own a funnel you can make one. Do this by using your scissors to cut the bottom half of the bottle off, leaving the mouth of the bottle and sides in one piece.



**3** Next, put the funnel (or mouth of the bottle) into the neck of the balloon.



**4** Then, pour some flour into the balloon, through the funnel. The balloon doesn't need to be very full – about 4 spoons full should be enough. It shouldn't fill the neck of the balloon. It might help if you use the end of a pencil or spoon handle to shape the flour.



**5** Next, tie a knot in the balloon – you may need to ask an adult to help you with this. Your stress toy is now finished! You can have fun kneading and moulding your stress ball to help you relax!

